

Wide Band Coaxial Isolator 400MHz-600MHz



Note: Photo is for illustration purposes only.
Please refer to outline drawing.

Product Description

RFLI101M40M60 is a wide band coaxial Isolator with a frequency range of 400 to 600MHz.

The Isolator has a typical isolation of 17dB. The maximum insertion loss is 0.9dB.

The operating temperature of this product is within -40 to +70°C

Features

- High power handling up to 50W
- Wide band operation
- High isolation within operational band
- Low Insertion Loss

Typical Applications

- Wireless Infrastructure
- Military and Aerospace Applications
- Test Instrumentation
- Radar Systems
- 5G Wireless Communications
- Microwave Radio Systems
- TR Modules
- Research and Development
- Cellular Base Stations

Electrical Specifications($T_A=25^\circ\text{C}$)

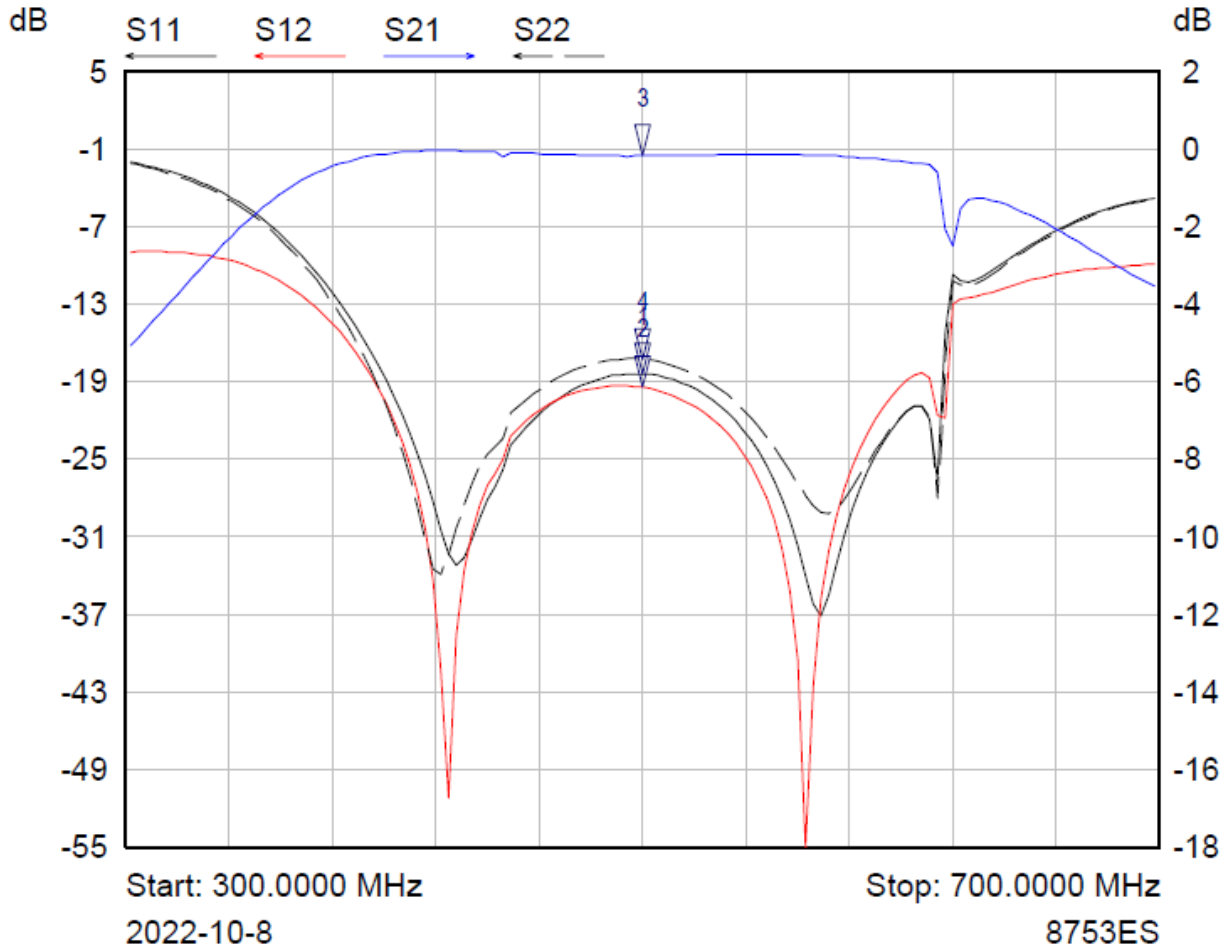
Parameter	Min	Typ	Max	Units
Frequency Range		400-600		MHz
Insertion Loss			0.9	dB
Isolation	17			dB
VSWR			1.33	:1
Forward Power			50	W
Reverse Power			10	W
Rotation		Clockwise (Standard) Counter Clockwise (Upon request)		
Input / Output Connectors		RFLI101M40M60N---N-Female RFLI101M40M60S---SMA-Female		
Weight		-		lbs.
Impedance		50		Ω

Environmental Specifications and Test Standards

Parameter	Description
Operational Temperature	-40°C to +70°C (Case Temperature)
Storage Temperature	-40°C to +85°C
Thermal Shock	-40°C → +85°C (5 Cycles / 10 hours)
**Random Vibration	MIL-STD-202G Table 214-I, Test Condition Letter C 1.5 Hours Per Axis
Shock	1. Weight >20g, 50g half sine wave for 11ms, Speed variation 3.44m/s 2. Weight <=20g, 100g Half sine wave for 6ms, Speed variation 3.75m/s 3. Total 18 times (6 directions, 3 repetitions per direction).
Altitude	Standard: 30,000 Ft (Epoxy Sealed Controlled Environment) Optional: Hermetically Sealed (60,000 ft. 1.0 PSI min)
Hermetically Sealed (Optional)	MIL-STD-883 (For Hermetically Sealed Units)

Typical Performance Plots

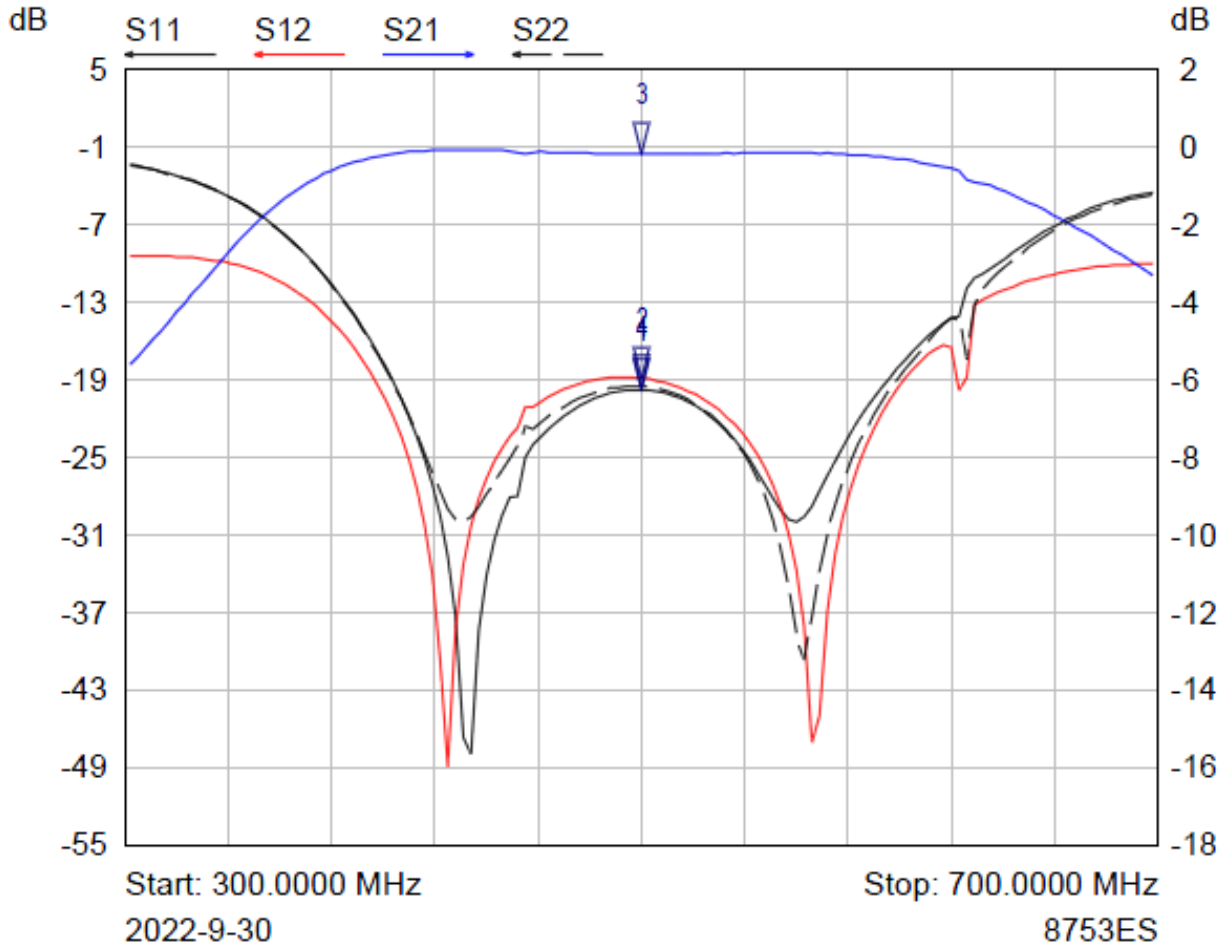
N-Female



Mkr	Trace	X-Axis	Value	Notes
1 ▾	S11	500.0000 MHz	-18.38 dB	
2 ▾	S12	500.0000 MHz	-19.44 dB	
3 ▾	S21	500.0000 MHz	-0.18 dB	
4 ▾	S22	500.0000 MHz	-17.28 dB	

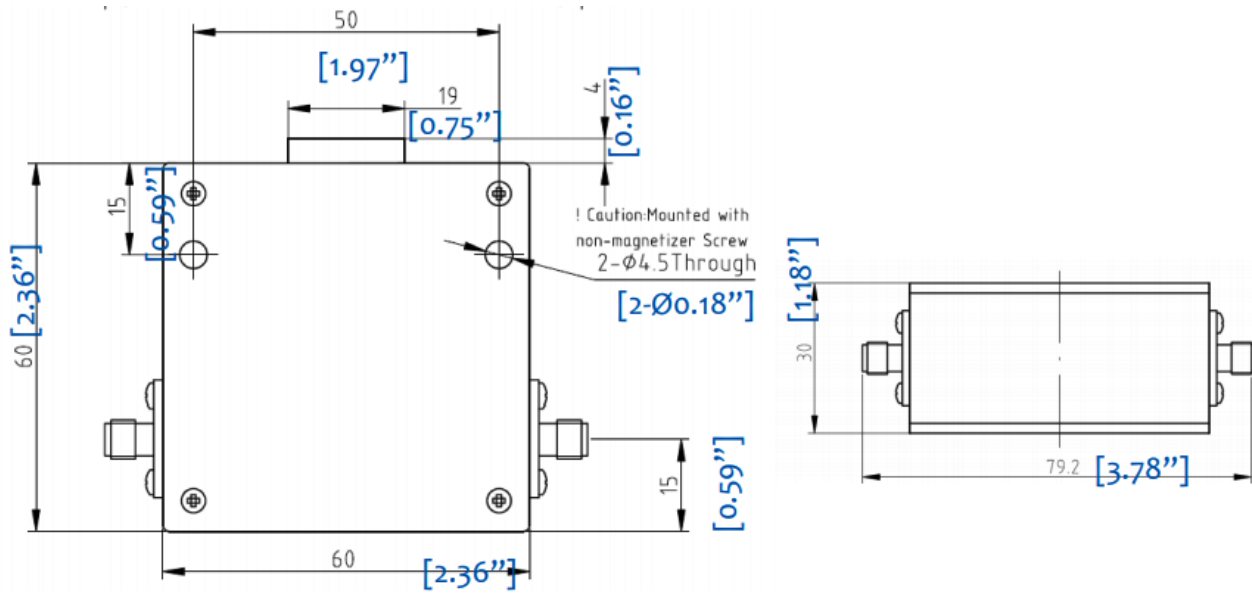
Typical Performance Plots

SMA-Female



Mkr	Trace	X-Axis	Value	Notes
1 ▾	S11	500.0000 MHz	-19.79 dB	
2 ▾	S12	500.0000 MHz	-18.85 dB	
3 ▾	S21	500.0000 MHz	-0.16 dB	
4 ▾	S22	500.0000 MHz	-19.48 dB	

Outline Drawing



Notes:

1. Package Material : Aluminum / Copper
2. Finish: Nickel Plated
3. All dimensions are in millimeters [inches]
4. Standard torque wrench must be used to secure RF connectors

Additional Information

Documentation	Webpage
ESD Policy	https://rflambda.com/pdf/rflambda_esd_control.pdf
Connector Torque Specifications	https://www.rflambda.com/pdf/Torque_Specifications.pdf
Random Vibration Test Standard	https://www.rflambda.com/pdf/rflambda_random_vibration_MIL-STD-202G.pdf

Ordering Information

Part Number	Modification	Description
RFLI101M40M60	N-Female or SMA-Female	400MHz-600MHz Coaxial Isolator

Important Notice

The information contained herein is believed to be reliable. RF-Lambda makes no warranties regarding the information contained herein. RF-Lambda assumes no responsibility or liability whatsoever for any of the information contained herein. RF-Lambda assumes no responsibility or liability whatsoever for the use of the information contained herein. The information contained herein is provided "AS IS, WHERE IS" and with all faults, and the entire risk associated with such information is entirely with the user. All information contained herein is subject to change without notice. Customers should obtain and verify the latest relevant information before placing orders for RF-Lambda products. The information contained herein or any use of such information does not grant, explicitly or implicitly, to any party any patent rights, licenses, or any other intellectual property rights, whether with regard to such information itself or anything described by such information. RF-Lambda products are not warranted or authorized for use as critical components in medical, life-saving, or life sustaining applications, or other applications where a failure would reasonably be expected to cause severe personal injury or death.